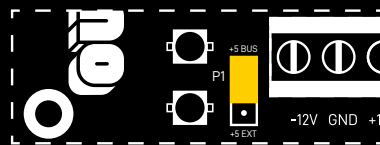


BUSBOARD

This busboard allows you to distribute power to your Eurorack modules from a power supply.

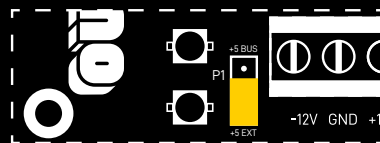
It has been designed especially to cooperate with modern switching power supplies, as it **filters the noise** of a wide range of frequencies and **prevents the unwanted disturbances** caused by modules sharing the same power source.

It features 20 safety headers that prevent **accidental reversed connection** of modules, **LED status indicators** for each rail, and easily accessible **screw terminals** for connecting your power supply or additional busboards.



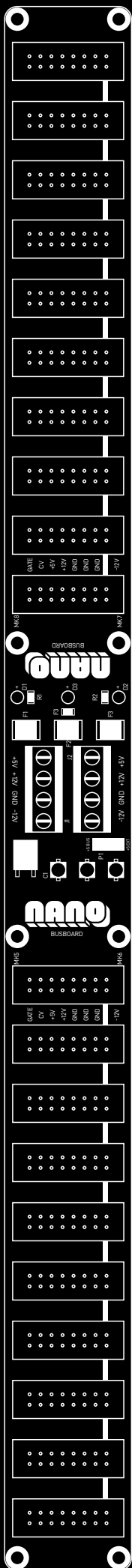
+5V BUS

When jumper is connected to +5 BUS position, busboard itself will supply +5V to the power rail.



+5V EXT

When jumper is connected to +5 EXT position, busboard will use the power supply's external +5V to feed the power rail.



Specifications

- **Dimensions** 370x30mm
- **20 standard Eurorack keyed headers.** These power connectors feature safety notches to prevent the accidental reversed connection.
- **3 power rails** 12V, -12V, 5V
- **Voltage indicator LED** on every power line
- **2x power supply cables screw terminal** (-12V/GRD/+12V/+5V) for easy daisy-chain connection of more bus boards together. Screw terminals are located in the middle of the bus board to reduce circuit inductance and distribute voltage evenly through the whole board.
- **Decoupling capacitors** to remove residual PSU ripple at every power line.
- **Switchable 5V linear voltage regulator** for power supplies that do not support 5V output.
- **8 mounting holes.**